

An Investigation of the Association Between MMR Vaccination and Autism in Denmark

G.S. Goldman, Ph.D.
F.E. Yazbak, M.D., F.A.A.P.

ABSTRACT

The measles, mumps, rubella (MMR) vaccine was added to the childhood immunization schedule in Denmark in 1987. From 1998 to the present, there has been concern over whether there is an association between MMR vaccination and autism. Prevalence of autism by age category during 1980 to 2002 was investigated, using data from a nationwide computerized registration system, the Danish Psychiatric Central Register, in order to compare the periods preceding and following introduction of MMR vaccine.

Prior to a classification change in 1993/1994 and a change in enrollment in 1995, an increase in autism prevalence was noted. Linear regression analysis was performed separately on the trend during 1990 to 1992, the period that preceded the introduction of both effects. The prevalence in 2000 could then be derived excluding the sources of ascertainment bias.

Prevalence of autism among children aged 5-9 years increased from a mean of 8.38/100,000 in the pre-licensure era (1980-1986) to 71.43/100,000 in 2000 and leveled off during 2001-2002. The relative risk (RR) is therefore 8.5 (95% CI, 5.7 to 12.7). After adjusting for greater diagnostic awareness, the RR is 4.7 (95% CI, 3.1 to 7.2). Among individuals less than 15 years old, the adjusted RR is 4.1 (95% CI, 3.5 to 4.9).

Longitudinal trends in prevalence data suggest a temporal association between the introduction of MMR vaccine in Denmark and the rise in autism. This contradicts an earlier report.

Health authorities should develop safer vaccination strategies and support further investigation of the hypothesized link between the MMR vaccine and autism.

Table 1. Estimated Unadjusted and Adjusted Relative Risk (RR) for 5-9 and 0-14 Age Groups.

Description	5-9 Age Group		0-14 Age Group	
	1990-1992	1995-2000	1990-1992	1995-2000
Best-fit linear equation ^a	$y=3.141x + 4.869$	$y=8.524x - 22.333$	$y=6.105x + 10.587$	$y=16.266x - 34.807$
Correlation coefficient, r^2	0.985	0.930	0.922	0.981
Prevalence in 2000	39.42 ^b	71.43	77.74 ^b	144.12
Factor of Greater Diagnostic Awareness: Ratio of prevalence 1995-2000 to 1990-1992	1.81		1.85	
Actual mean prevalence 1980-1986	8.38		18.8	
Unadjusted RR (2000 to 1980-1986)	8.5 (95% CI, 5.7 to 12.7) = 71.43/8.38		7.7 (95% CI, 6.6 to 9.0) = 144.12/18.8	
Adjusted RR (linear projected 2000 to 1980-1986)	4.7 (95% CI, 3.1 to 7.2) = 39.42/8.38		4.1 (95% CI, 3.5 to 4.9) = 77.74/18.8	

^ax = year-1989; y is cases/100,000

^bValue extrapolated based on best-fit line through 1990 to 1992 data points, with x = 11.

Background

The MMR vaccine was first licensed in the U.S. in 1971. It was added to the immunization schedule of Denmark in 1987 and administered to children at the age of 15 months. It was also available to older children and young adults. A 1998 study conducted in England by Wakefield et al. was the first to allude to the close proximity of receipt of MMR vaccine and a developmental disorder characterized by loss of acquired skills (including speech) and intestinal symptoms.¹ This led to the hypothesis that there may be an association between MMR vaccine and autism.

A population-based study of all children born in Denmark from 1991 to 1998 opposed this hypothesis.² However, prevalence data from this same period, combined with longitudinal data from 1999 to 2002, raise new concerns.

Denmark presents a unique set of circumstances in which to study a possible causal relationship between MMR vaccine and autism since it maintains a registry of all children born and assigns a unique identifier to each person to track the health and immunization status. Whole-cell pertussis vaccine containing thimerosal, used between 1970 and 1992, was phased out. Thimerosal-free whole-cell pertussis

vaccine was used until Jan. 1, 1997, when it was replaced by an acellular pertussis vaccine.³ The MMR vaccine does not contain thimerosal. Thus, the potential effects of thimerosal in childhood vaccines were eliminated in Denmark. In studies examining a vaccine-autism association in the U.S. and other countries, utilization of multiple thimerosal-containing vaccines and frequent changes introduced into the childhood immunization schedule have produced a complex pattern of possible exposures.

Historical Studies

The Danish study by Madsen et al.² published in 2002 was believed to be the most exhaustive and therefore most convincing study. It concluded that no association existed between MMR vaccination and autism in Denmark.⁴ This retrospective cohort study investigated 537,304 children born between 1991 and 1998 during 2,129,864 person-years, with a mean follow-up of 4 years. Children who had not received MMR vaccine constituted 0.48 million person-years or 23% of the observations.

Because autism is usually diagnosed at age 5 or older in Denmark, many children born in 1994 and thereafter would not have

For comment, see page 89

been diagnosed by the end of the study period. The systematic error of missing a large number of autism diagnoses in the later years was a major shortcoming. Children with Asperger's Syndrome and high-functioning autism, who have minimal speech and behavior impairments and are thus not diagnosed as early as more profoundly affected children, are especially likely to be undercounted in this study.

Additional flaws in the Madsen study included the unusual distribution of ages in the cohorts, censoring rules applied to cases, and failure to separate autism into regressive and classical cohorts. These and other cited methodological and statistical problems tended to mask the association with MMR vaccine, as unimmunized children were clustered in the earlier years of the study so that ascertainment was more complete in this cohort than in those immunized a few years prior to the end of the study period, when many cases of autism were missed owing to insufficient follow-up time to make the diagnosis.⁵

Other historical studies concluding that there is no link between MMR vaccine and autism had insufficient follow-up time or inadequate statistical power owing to small sample size, utilized passive surveillance, demonstrated conflicts of interest, or had other limitations.⁶⁻¹⁶ When physicians and parents are told that vaccines are virtually completely safe, they are less likely to connect a severe adverse event with vaccination. Thus, vaccine-induced adverse events are underreported and grossly

underestimated. Prior to publicity hinting that such a link might exist, there were very few, if any, physicians or parents willing even to consider the possibility that late-onset autism may be linked with MMR vaccine.

Despite recent clinical and laboratory studies demonstrating the biological plausibility of an MMR-autism link,¹⁷⁻²⁶ a recent decision of a special committee of the Institute of Medicine (IOM), which is likely to result in the denial of compensation to MMR-affected children, relied on epidemiological studies and in particular the Madsen study that claim a negative MMR-autism association.

Methods

Longitudinal trends from 1980 to 2002 in prevalence of autism by age category were investigated from a nationwide computerized registration system, the Danish Psychiatric Central Register (DPCR). Inherent in this data set are two potential sources of ascertainment bias: (1) a change in the classification system from ICD-8 to ICD-10 that occurred in 1993-1994²⁷ and (2) a change in the type of patients included in the data set. Prior to 1995 only inpatients are included in the DPCR. After 1995 both inpatients and outpatients are included in the data set. Since these two changes occurred in close proximity to one another (one to two years apart), both potential influences were considered as a single parameter called *greater diagnostic awareness*.

To investigate the effect of greater diagnostic awareness on prevalence among the 5-9 and under-15 age groups, linear regression analysis was performed separately on the trend preceding (1990-1992) and following (1995-2000) the introduction of the confounder in 1993. Using the best-fit line through the 1990-1992 annual data, the extrapolated prevalence, in 2000 represents the projected prevalence had no confounding occurred. The ratio of the prevalence determined in 2000 for the two periods, 1995-2000 and 1990-1992, represents the factor of increase due to greater diagnostic awareness.

Mean prevalence in older age groups (25-29 and older) was computed during the pre- and post-licensure periods, 1980-1986 and 1997-2002, where noted increases could not possibly be attributed to MMR vaccine. Assuming that greater diagnostic awareness is a confounding factor after 1994, a sensitivity analysis was performed to determine the limit of this factor necessary to yield a statistically insignificant RR among the 5-9 age group.

The cases of autism in 1994 and thereafter were ascertained using ICD-10 codes F84.0 through F84.9. These correspond to Diagnostic and Statistical Manual of Mental Disorders, Fourth Edition (DSM-IV) codes 299.00, 299.10, and 299.80.

Autism prevalence is defined as all individuals with autism in a given period divided by the population at risk during this period and is expressed in units of cases per 100,000. The mean birth cohort of 65,000 is used to approximate the total number of 325,000 (5 x 65,000) individuals in each of the 5-year age groups: 0-4, 5-9, and 10-14. The relative risk (RR) is computed as the ratio of the autism prevalence in the post- to pre-licensure periods. Owing to the rare condition of autism, the odds ratio (OR) approximates the RR. The confidence interval (CI) associated with the RR is determined using the Mantel-Haenszel chi-square in the test-based method described by Sahai and Khurshid.²⁸ The true confidence intervals are wider than indicated because of error associated with linear regression of the trends both before and after 1994.

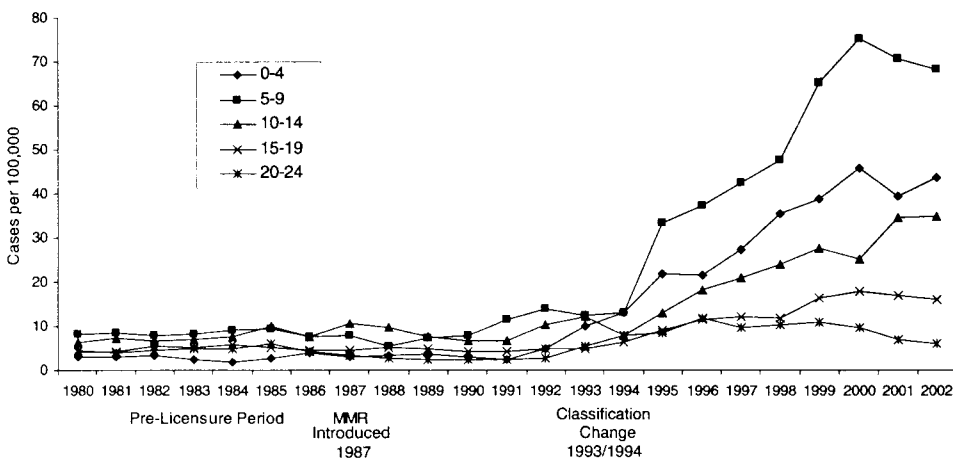


Figure 1. Prevalence of Autism in Denmark by Age Group and Year, 1980 to 2002

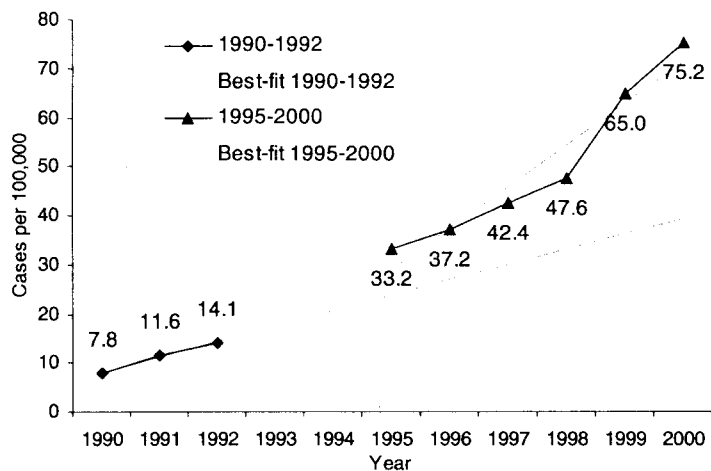


Figure 2. Prevalence Among 5-9 age Group Before (1990-1992) and After (1995-2000) Classification Change

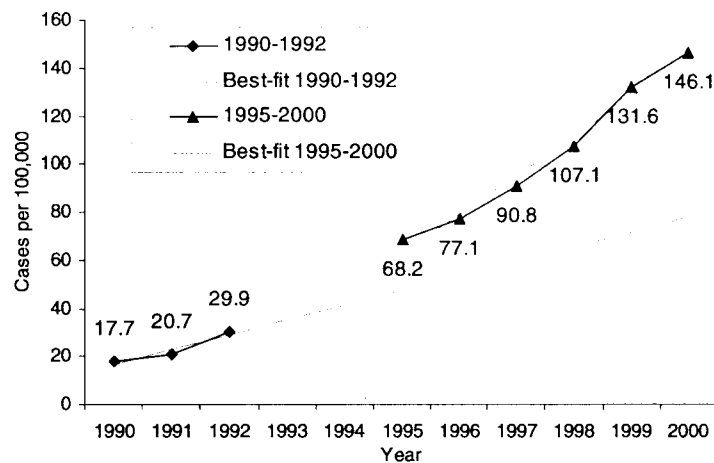


Figure 3. Prevalence Among 0-14 Age Group Before (1990-1992) and After (1995-2000) Classification Change

Results

A classification change from ICD-8²⁹ to ICD-10³⁰ in 1994 permitted additional diagnoses of autism beyond age 3 years. This probably caused a short-term distortion (or outlying prevalence data points) in the 5-9 age category during 1993-1994 (Figure 1). From 1990 to 1992 there is an increasing trend in this cohort, and during 1995 to 2000 a more prominent increase is observed (Figure 1).

Figure 2 (5-9 age group) and Figure 3 (under-15 age group) show the best-fit line through the initial and final increases in prevalence in the period before and after the starting period of greater diagnostic awareness. The unadjusted and adjusted RRs are given in Table 1 for the 5-9 and under-15 age groups. In each analysis, greater diagnostic awareness increased the number of cases of reported autism by a factor of approximately 1.8. Before adjusting for the effect of greater diagnostic awareness, prevalence of autism is 8.5 times higher among children aged 5 to 9 in 2000 relative to the prelicensure period 1980-1986. After adjusting for greater diagnostic awareness, the prevalence is 4.7 times or 370% higher in this cohort (Table 1).

Similarly, in the under-15 age group, the ratio of the prevalence of 144.12/100,000 in 2000 to the adjusted prevalence of 34.8/100,000 in the pre-licensure period yields an RR of 4.1 (95% CI, 3.5 to 4.9), or an overall increase of 314% [100(144.12-34.8)/34.8].

The increase in autism prevalence in the 0-4, 10-14, and 15-19 age groups is less than in the 5-9 age group (Figure 1). For the older age groups, this may reflect the lower vaccine coverage rates in the early years of the vaccination program. For the younger age group, this may reflect a delay in making the diagnosis.

The 20-24 age group is unique in that some individuals could have received the monovalent measles vaccine (MMV) as toddlers and then an MMR booster dose when it became available. The constant rate of increase occurs during 1992 to 1996 with a subsequent leveling off in 1997 (Figure 1).

As each 5-year cohort is replaced with MMR-vaccinated children, an approximately linear increase in autism prevalence occurs between 1991 and 2000 until each cohort becomes saturated with vaccinated individuals. The combined trend is shown in Figure 4 for children under 15 years of age. Except for the two outlying points in 1993 and 1994, there is a nearly constant rate of increase in prevalence of 13.8 cases/100,000 per year (correlation coefficient, $r^2 = 0.98$) from 1991 to 2000. Note the leveling off beginning in 2000 when 95 to 98% of children aged 15 months are vaccinated and the cohort is nearly saturated with vaccinees (Figure 4). Rather than separating the two periods of increase both before and after increasing diagnostic awareness, if we utilize the best-fit line through the combined periods 1991 to 2000, the prevalence of autism in Danish

children under age 15 demonstrates an unadjusted increase of 677% from the mean of 18.8/100,000 in the prelicensure period 1980-1986 to 146/100,000 in 2002 (Figure 4). The adjusted increase obtained by considering the separate periods 1990 to 1992 and 1995 to 2000 produces approximately half the unadjusted percentage, or 314%.

Individuals in the cohorts of age 25 or greater experienced increases in autism prevalence from 1994 to 2002, but the curves are lower in magnitude and unsteady, ranging only from 0 to 10 cases per 100,000 population (Figure 5), as opposed to 18 to 150 cases per 100,000 population among those under 15 (Figure 4). In the elderly cohorts aged 50 to 59 and 60 to 64 (not shown), slight increases occurred 1994 to 2002 but again demonstrated unsteady and even lower prevalence ranging from 0 to 3 cases per 100,000 population. The change from ICD-8 (International Classification of Diseases, Eighth Revision) to ICD-10 was likely an added factor causing the marked increase in prevalence in all age categories after 1994.

Given that greater diagnostic awareness is a factor contributing to increased autism prevalence in the 5-9 age group, we investigated the sensitivity of this factor over the realistic range of values. The RR of 8.5 is biased high because of greater diagnostic awareness, based on the ratio of the prevalence in 2000 (71.43/100,000) to the mean prevalence during the pre-MMR period of 1980-1996 (8.38/100,000). As

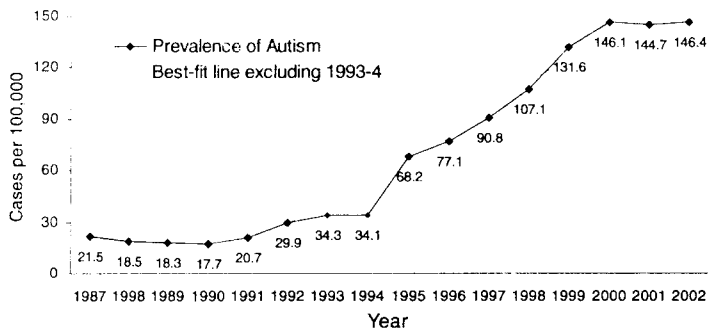


Figure 4. Prevalence of Autism in Denmark Among Individuals Aged < 15 Years by Year, 1987 to 2002^a

^aBest-fit line through 1991-2000 data points, excluding 1993-1994; slope = 13.8/100,000 per year; correlation coefficient, $r^2 = 0.98$.

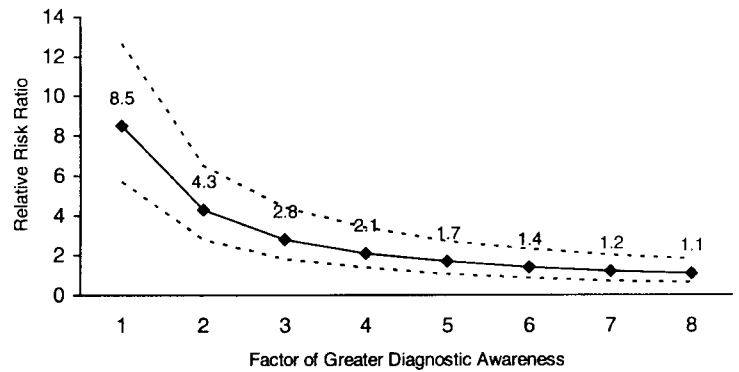


Figure 6. Autism Relative Risk (of Prevalence in Post- to Pre-licensure Periods) Among the 5-9 Age Group as a Function of Factor of Greater Diagnostic Awareness^A

^ARelative risk shown with upper and lower 95% confidence limits.

shown in Figure 6, if the prevalence in 2000 were inflated as much as 5-fold (and thus was actually 14.3/100,000), the RR of 1.7 (95% CI, 1.06 to 2.7) would still be statistically significant.

Table 1 indicates that the confounded prevalence in 2000 of 71.4/100,000 is 1.8 (71.4/39.4) times higher than the estimated prevalence of 39.4/100,000 without the confounders or ascertainment bias. A factor of greater diagnostic awareness of 1.8 corresponds to an RR of 4.7 (39.4/8.38) on the curve in Figure 6. Based on this sensitivity analysis, the RR remains statistically significant if the prevalence were as low as 14.3/100,000 in 2000, or 63.7% lower than the estimated 39.4/100,000.

Discussion

Because we did not request population data stratified by vaccination status, we were unable to compare vaccinated and

unvaccinated cohorts as had been done in historical studies. Instead, since the vast majority of children aged 5 to 9 years received MMR vaccine, we compared autism principally in this age group in periods before and after introduction of the vaccination program. The lower prevalence of autism in the 0-4 age group was consistent with the mean age (4.7 years) at which autism is reported in Denmark. The 10-14 and 15-19 age groups reflect lower percentages of diagnoses as well as lower vaccine coverage percentages (relative to the 5-9 age group) in the early years after the introduction of MMR vaccine.

Since this study relies on epidemiologic methods, it may not successfully control for confounding and bias in the analysis of autism prevalence by age category. Factors such as greater diagnostic awareness of autism (due to various studies conducted), genetic predisposition or associations, congenital or acquired aberrant TH2 immune

programming, increases in viral encephalitis early in life, vitamin B12 deficiency, hormonal disorders, environmental factors, as well as other unknown confounders may all contribute to autism prevalence that is higher in the post-licensure period of MMR compared to the pre-licensure period. There is certainly an under-ascertainment of autism because some children are not old enough to be diagnosed.

The principal limitation of this investigation is that the adjusted RR is highly sensitive to the increasing trend during 3 years, 1990 to 1992; however, the factor of 1.8 determined for greater diagnostic awareness following the classification change in 1994 seems plausible. The RR among children aged 5 to 9 years remains statistically significant even if the factor for greater diagnostic awareness approaches 5.

The prevalence of autism among 5-9-year-olds increased by 3.8/100,000 between 1990 and 1991, from 7.8/100,000 to 11.6/100,000. We would reasonably expect a relatively greater increase in prevalence from 1991 to 1992 if additional cases were added to the registry in 1992 from a large Copenhagen clinic with 20% of the total autism cases in Denmark. Yet, the incremental increase was only 2.5/100,000 in this cohort. Thus, it is highly unlikely that any ascertainment bias due to additional cases from the Copenhagen clinic affected the 1992 prevalence. Any contribution of cases from the Copenhagen clinic occurring in 1993 and thereafter would be included in the factor of greater diagnostic awareness.

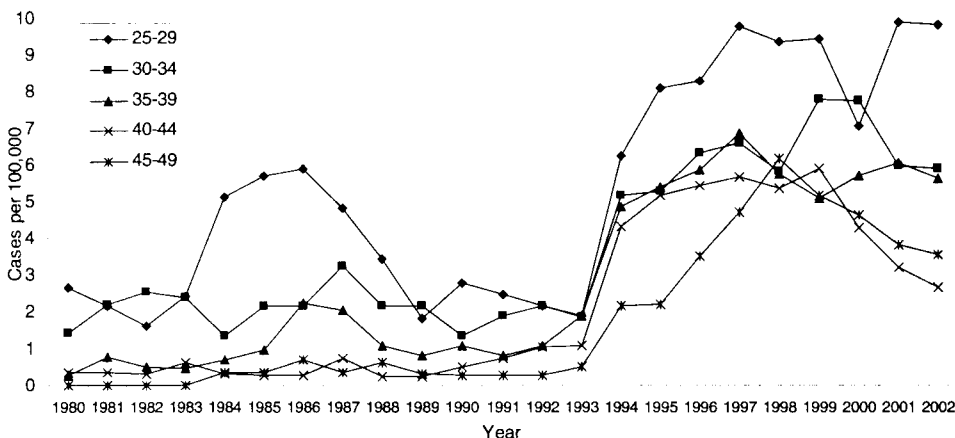


Figure 5. Prevalence of Autism in Denmark by Older 5-year Age Groups and Year, 1980 to 2002^a

^aClassification change from ICD-8 to ICD-10 occurred in 1994.

Three principal factors argue against the thesis that autism is wholly explained by genetic factors, including DNA mutation, polymorphisms, or unbalanced gene expression: (1) the increased prevalence of autism over 9 years from 1991 to 2000 and subsequent leveling off among children aged 5 to 9 years; (2) the adjusted 370% increase in autism from the pre- to post-licensure periods in the 5-9 cohort; and (3) diagnosis of autism at an estimated mean age of 4.7 years.

Given an ideal startup coverage rate of 100% of the birth cohort vaccinated at age 15 months, we would expect a constant rise in the prevalence of autism among the 5-9 age group beginning in 1991, or 4 years after introduction of MMR vaccine, with a leveling off after 5 years, at which time the cohort would have been completely saturated with vaccinees. However, startup vaccine coverage rates were low, about 70%, rising to approximately 80% in 1989.³¹

According to ICD-8, developmental abnormalities must have been present in the first 3 years for the diagnosis of autism to be made, but the syndrome could be diagnosed in all age groups. Interestingly, the change to ICD-10, which allowed for diagnoses of *atypical* autism beginning beyond age 3, did not immediately increase but instead resulted in a temporary leveling off in autism diagnoses among 5-9-year-olds and a slight decrease among 10-14-year-olds from 1993 to 1994 (Figures 1 and 4). We speculate this trend was in part owing to the fact that the large majority of autism diagnoses among children aged 3 to 4 years were delayed until school entry at age 5. Thus, it is plausible that the curve of autism prevalence required 4 additional years, or a total of 9 years, to level off.

The cause of the rapid rise in autism in the 1990s remains unknown and controversial. If we assume that some environmental trigger causes autism in the first 1.5 years of life, and that Denmark's rise is attributable to some abrupt event, then that event is likely to have occurred in the mid- to late-1980s. As MMR vaccine was introduced in 1987, we suggest that it was that trigger.

While Denmark was impacted by considerable ascertainment bias due to changes in diagnostic classification and inpatient/outpatient enrollments, it did not

experience the confounding due to thimerosal and changes to the immunization schedule that have been inherent in other studies.¹⁰

The results of the current analysis are strengthened by the fact that the U.K. and U.S. introduced MMR vaccine in different years, yet both showed the first appreciable increases in autism following MMR vaccine introduction. Wakefield cited an increased prevalence of autism in North West London after MMR vaccine was introduced in the U.K. in 1988 that was almost identical to that in California a decade earlier when MMR vaccine became widely used in the U.S.³² Because similar diagnostic criteria for autism are used in the U.K. and the U.S., it is unlikely that this finding reflects artifacts due to changing diagnostic criteria.

Taylor reported a significant temporal clustering in cases of core autism and atypical autism within 6 months following the MMR vaccine in the North East Thames region for birth cohorts from 1979 to 1992, but chose to dismiss the finding as parental recall bias.⁸ Historically, during approximately 1950-1970, late onset autism at 18 to 24 months of age was rarely reported. Following inoculation with the MMR vaccine, parents (and medical professionals) have reported that otherwise normal children stagnated and then regressed in terms of interest in surroundings, sociability, and ability to communicate. In time, repetitive obsessive behavior, loss of language, loss of acquired skills, and increased agitation and inattention became prominent.²⁶ These are marked changes compared to the period prior to MMR vaccination when these same children were considered developmentally normal and responsive.

Independent research supports a possible association between MMR vaccination and autistic encephalopathic regression (AE) in children who previously had been developmentally normal.^{1,22-26} In part, the delay or failure to ascertain regression resulted from the belief of most diagnosticians that such children were always autistic and that parents had simply failed to notice it. The later diagnosis of childhood autism in Denmark may suggest that a larger proportion of children were developmentally normal until they

succumbed after some environmental insult or trigger, such as MMR.

Interestingly, according to the U.S. Department of Education, the number of cases of autism among individuals aged 6 to 21 in U.S. schools increased from 12,222 in 1992-1993 to 118,602 in 2002-2003, for an overall increase of 870%.³³ Similar increases have been reported in schools in England, Scotland and Canada.³⁴

Because the pediatric vaccination practices of Denmark differed greatly from those of the U.S. during the study period, Madsen's conclusions, even if relevant to Denmark, were certainly not applicable to the U.S.

Diagnosis of autistic spectrum disorder (ASD) is often neither timely nor accurate. Onset of ASD may be rapid or gradual over many years. The syndrome ranges from mild to severe. These factors may be influenced by genetic predisposition.²⁶ Certainly the temporal relationship between MMR vaccination and the variable onset of autistic symptoms accentuates the difficulty inherent in the design of robust epidemiological analyses. The biological mechanisms that would be involved in an MMR-autism link remain unknown and will require further study.

Conclusions

Trends in prevalence data in Denmark suggest a temporal association between the introduction of MMR vaccine and the rise in autism. Because thimerosal was not used in any pediatric vaccine in Denmark since 1992 and the greatest increase in autism prevalence followed that year, it is likely that one or more of the viral components or their combination in the MMR vaccine contributed to the reported increase.

Autism rates in the U.S. have surpassed those of Denmark. Notably, in the U.S. the MMR vaccine was administered at the age of 12 months, often with two thimerosal-containing products, the *Hemophilus influenzae* B and hepatitis B vaccines, while it was usually administered alone in Denmark at the age of 15 months. Additionally, by the age of 6 months, infants in the U.S. had been exposed to 12 vaccines and up to 187.5 micrograms of thimerosal, compared to 6 vaccines with no thimerosal in Denmark.

Because of the above findings and the increasing resistance to the present MMR vaccination programs, the return to the monovalent vaccines may be appropriate until proposed alternatives are developed and perfected. Aerosolized measles and measles-rubella vaccines have been widely tested and found to produce significantly greater immune responses with less potential side-effects than that resulting from the injected vaccines.³⁵⁻³⁸ Research into the production of a non-replicating MMR vaccine has also been launched. Such a vaccine should demonstrate improved biosafety and may be better accepted because it will not contain live viruses.³⁹

Developing safer vaccination strategies and supporting further investigation of the hypothesized link between the MMR vaccine and autism should have a high priority.

G.S. Goldman, Ph.D., is Co-founder/President of the Medical Veritas International (MVI) and Editor-in-Chief of *Medical Veritas*, Pearblossom, California. **F.E. Yazbak, M.D., F.A.A.P.**, is the Founder/President of TL Autism Research, Falmouth, Massachusetts.

Correspondence Address: G.S. Goldman, Ph.D., Medical Veritas International (MVI), P.O. Box 847, Pearblossom, California 93553. Telephone: (661) 944-5661; FAX: (661) 944-4483; Email: pearblossominc@aol.com

REFERENCES

- ¹ Wakefield AJ, Murch SH, Anthony A, et al. Ileal-lymphoid-nodular hyperplasia, non-specific colitis, and pervasive developmental disorder in children. *Lancet* 1998;351:637-641.
- ² Madsen KM, Hviid A, Vestergaard M, et al. A population-based study of measles, mumps, and rubella vaccination and autism. *N Engl J Med* 2002;347(19):1477-1482.
- ³ Ronne T. The Danish vaccination program for children [in Danish]. *Ugeskr Laeger* 1997;159:1584-1585.
- ⁴ Campion EW. Suspicions about the safety of vaccines. Editor Commentary. *N Engl J Med* 2002;347(19):1474-1475.
- ⁵ Wakefield AJ. Measles, mumps, and rubella vaccination and autism. Letter. *N Engl J Med* 2003;347(19):1477-1482.
- ⁶ Peltola H, Heinonen OP. Frequency of true adverse reactions to measles-mumps-rubella vaccine: a double-blind placebo-controlled trial in twins, National Public Health Institute and Children's Hospital, University of Helsinki, Finland. *Lancet* 1986;1(8487):939-942.
- ⁷ Miller C, Miller E, Rowe K. Surveillance of symptoms following MMR vaccine in children. *Practitioner* 1989;233(1461):69-73.
- ⁸ Taylor B, Miller E, Farrington CP, et al. Autism and measles mumps and rubella vaccine: no epidemiological evidence for a causal association. *Lancet* 1999;353(9169):2026-2029.

- ⁹ Patja A, Davidkin I, Kurki T, et al. Serious adverse events after measles-mumps-rubella vaccination during a fourteen year prospective follow-up. *Pediatr Infect Dis J* 2000;19(12):1127-1134.
- ¹⁰ Kaye JA, del Mar Melero-Montes M, Jick H. Measles, mumps, and rubella vaccine and the incidence of autism recorded by general practitioners: a time trend analysis. *BMJ* 2001;322(7284):460-463.
- ¹¹ Dales L, Hammer SJ, Smith NJ. Time trends in autism and in MMR immunisation coverage in California. *JAMA* 2001;285(9):1183-1185.
- ¹² DeStefano F, Chen RT. Autism and measles-mumps-rubella vaccination: controversy laid to rest? *CNS Drugs* 2001;15(11):831-837.
- ¹³ Taylor B, Miller E, Lingam R, et al. Measles, mumps, and rubella vaccination and bowel problems or developmental regression in children with autism: population study. *BMJ* 2002;324(7334):393-396.
- ¹⁴ Wing L, Potter D. The epidemiology of autistic spectrum disorders: is the prevalence rising? *Ment Retard Dev Disabil Res Rev* 2002;8(3):151-161.
- ¹⁵ Elliman DA, Bedford HE. Measles, mumps and rubella vaccine, autism and inflammatory bowel disease: advising concerned parents. *Paediatr Drugs* 2002;4(10):631-635.
- ¹⁶ Makela A, Nuorti JP, Pella H. Neurologic disorders after measles-mumps-rubella vaccination. *Pediatrics* 2002;110(5):957-63.
- ¹⁷ Weibel RE, Caserta V, Benor DE, Evans G. Acute encephalopathy followed by permanent brain injury or death associated with further attenuated measles vaccines: a review of claims submitted to the National Vaccine Injury Compensation Program. *Pediatrics* 1998;101(3 Pt 1):383-387.
- ¹⁸ Kawashima H, Mori T, Kashiwagi Y, et al. Detection and sequencing of measles virus from peripheral mononuclear cells from patients with inflammatory bowel disease and autism. *Dig Dis Sci* 2000;45(4):723-729.
- ¹⁹ Spitzer WO, Aitket KJ, Dell'Aniello S, Davis MW. The natural history of autistic syndrome in British children exposed to MMR. *Adverse Drug React Toxicol Rev* 2001;20(3):160-163.
- ²⁰ Mehta BK, Munir KM. Does the MMR vaccine and secretin or its receptor share an antigenic epitope? *Med Hypotheses* 2003;60(5):650-653.
- ²¹ Geier DA, Geier MR. A comparative evaluation of the effects of MMR immunization and mercury doses from thimerosal-containing childhood vaccines on the population prevalence of autism. *Med Sci Monit* 2004;10(3):133-139.
- ²² Singh VK, Lin SX, Yang VC. Serological association of measles virus and human herpesvirus-6 with brain autoantibodies in autism. *Clin Immunol Immunopathol* 1998;89(1):105-108.
- ²³ Singh VK, Lin SX, Newell E, Nelson C. Abnormal measles-mumps-rubella antibodies and CNS autoimmunity in children with autism. *J Biomed Sci* 2002;9(4):359-364.
- ²⁴ Uhlmann V, Martin CM, Shiels O, et al. Potential viral pathogenic mechanism for new variant inflammatory bowel disease. *Molecular Pathology* 2002;55:84-90.
- ²⁵ Singh VK, Jensen RL. Elevated levels of measles antibodies in children with autism. *Pediatr Neurol* 2003;28:292-294.
- ²⁶ Bradstreet JJ, El Dahr J, Anthony A, Kartzinel JJ, Wakefield AJ. Detection of measles virus genomic RNA in cerebro-spinal fluid of children with regressive autism: a report of three cases. *J Am Phys Surg* 2004;9(2):38-45.
- ²⁷ Stehr-Green P, Tull P, Stellfeld M, Mortenson PB, Simpson D. Autism and thimerosal-containing vaccines: lack of consistent evidence for an association. *Am J Prev Med* 2003;25(2):101-106.
- ²⁸ Shai H, Khurshid A. *Statistics in Epidemiology: Methods, Techniques, and Applications*. New York, CRC Press; 1996: 167-176.
- ²⁹ World Health Organization. *Manual of the International Classification of Diseases, Eight Revision (ICD-8)*. Geneva, Switzerland: World Health Organization; 1967.
- ³⁰ World Health Organization. *The International Classification of Diseases, 10th Revision (ICD-10) Classification of Mental and Behavioral Disorders: Diagnostic Criteria for Research*. Geneva, Switzerland: World Health Organization; 1993.
- ³¹ Euro surveillance: *European Communicable Disease Bulletin* 1998;3(12):115-119.
- ³² Wakefield AJ. MMR vaccination and autism. *Lancet* 1999;354(9182):949-950.
- ³³ Yazbak FE. Autism in the United States: a perspective. *J Am Phys Surg* 2003;8(4):103-108. Available at <http://www.jpands.org/vol8no4/yazbak.pdf>. Accessed June 15, 2004.
- ³⁴ Yazbak FE. Autism seems to be increasing worldwide, if not in London. *BMJ Letter* 2004;328(Jan 24):226-227.
- ³⁵ Bellanti JA, Zeligs BJ, Mendez-Inocencio J, et al. Immunologic studies of specific mucosal and systemic immune responses in Mexican school children after booster aerosol or subcutaneous immunization with measles vaccine. *Vaccine* 2004;22(9-10):1214-1220.
- ³⁶ Bennett JV, Fernandez de Castro J, Valdespino-Gomez JL, et al. Aerosolized measles and measles-rubella vaccines induce better measles antibody booster responses than injected vaccines: randomized trials in Mexican school-children. *Bull World Health Organ* 2002;80(10):806-812.
- ³⁷ Dilraj A, Cutts FT, de Castro JF. Response to different measles vaccine strains given by aerosol and subcutaneous routes to schoolchildren: a randomized trial. *Lancet* 2000;355(9206):798-803.
- ³⁸ Liashenko VA, Krasnova VP, Youminova NV. Measles IgA in the nasal washings of adult volunteers and children immunized intranasally with measles vaccine L-16. *Hum Antibodies* 1999;9(3):143-148.
- ³⁹ Atkins GJ, Cosby SL. Is an improved measles-mumps-rubella vaccine necessary or feasible? *Crit Rev Immunol* 2003;23(4):323-338.